



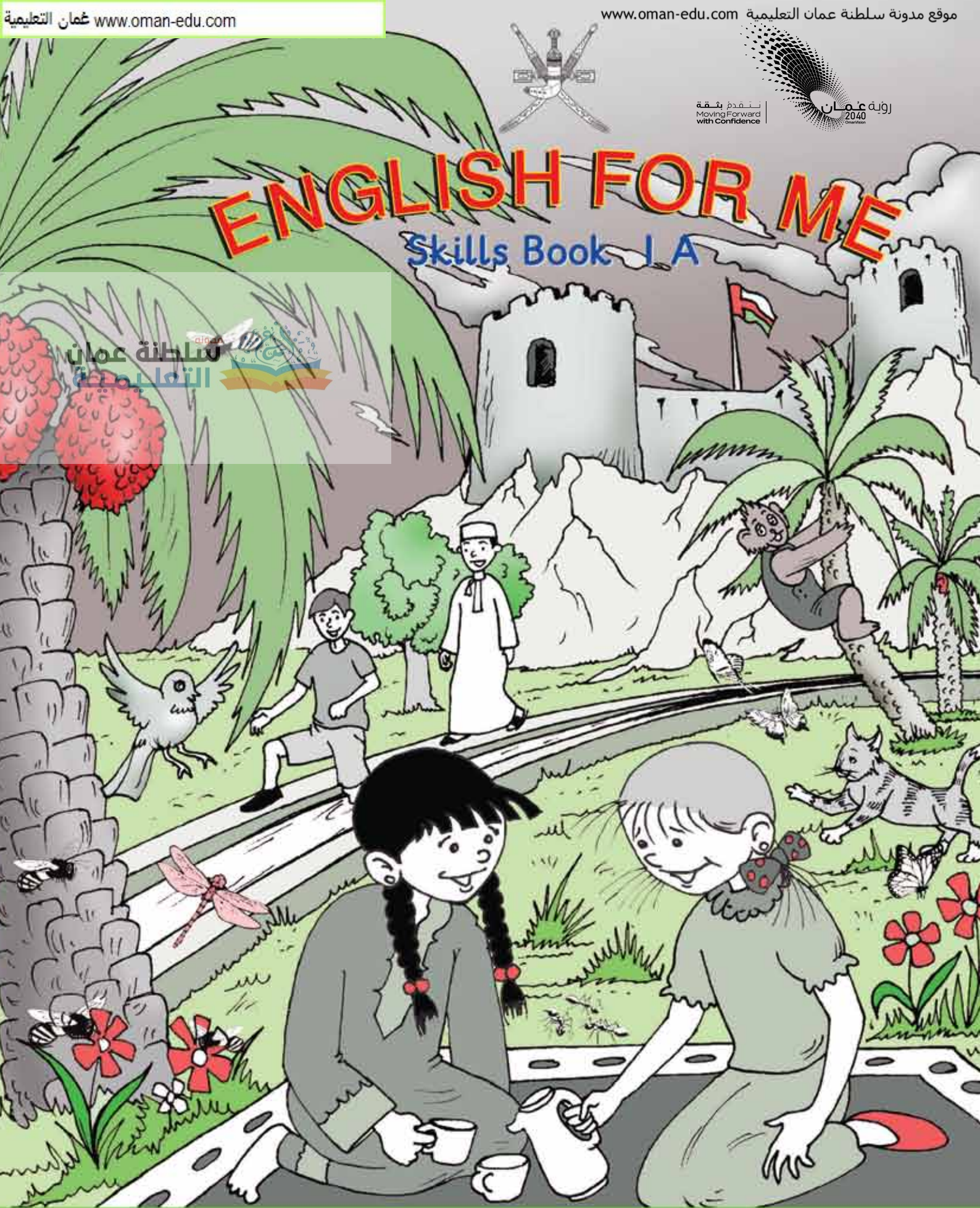
نقدم بثقة
Moving Forward
with Confidence



ENGLISH FOR ME

Skills Book I A

سلطنة عمان
التعليمية




2021

Ministry of Education
Sultanate of Oman



سلطنة عمان
التعليمية


m y n a m e i s







**His Majesty
Sultan Haitham Bin Tarik**



**The Late Sultan,
Qaboos Bin Said**



English for Me Grade 1A Skills Book

Preparation:

This material has been produced, designed and managed by a committee formed by the English Language Curriculum Section of the Department of Human Sciences Curriculum Development, Directorate General of Curriculum Development at the Ministry of Education.

© Ministry of Education,
Sultanate of Oman 2021

All rights reserved.



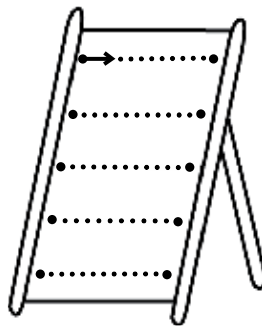



Unit One

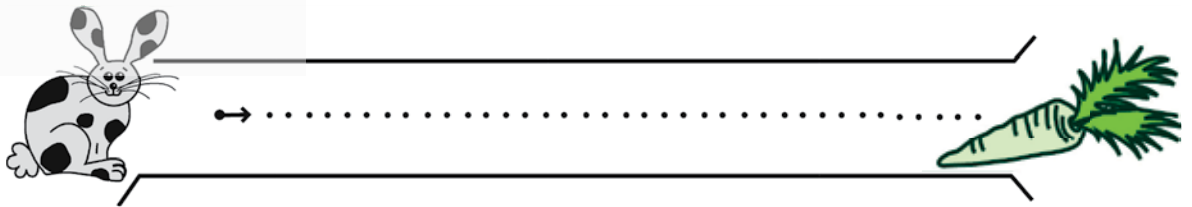
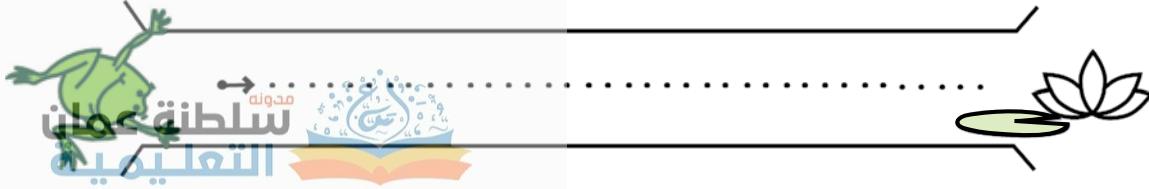
1 Trace.



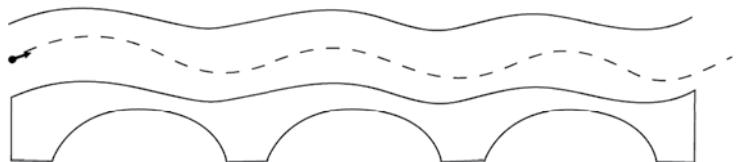
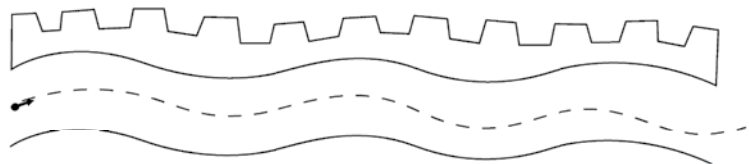
2 Trace and colour.



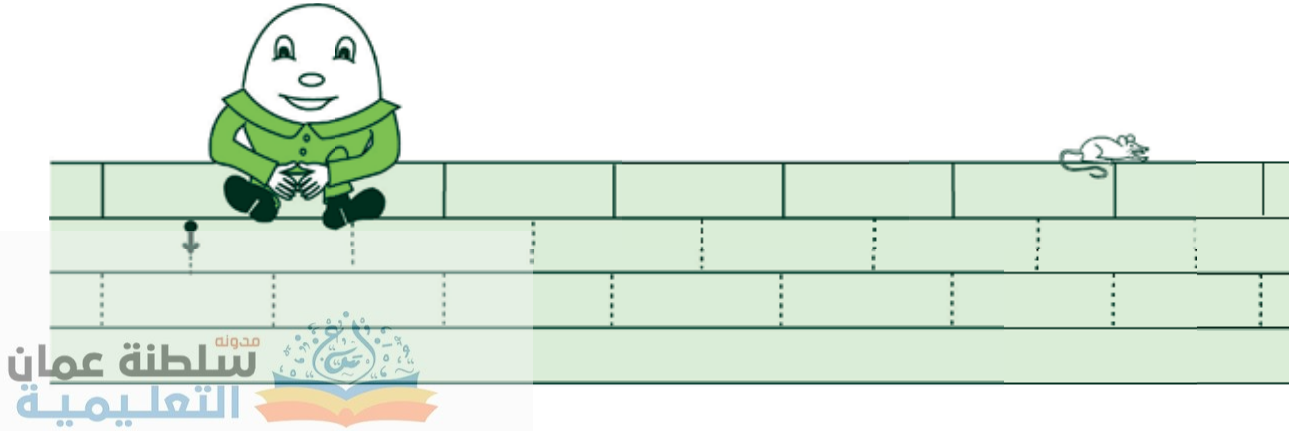
3 Trace.




4 Trace.



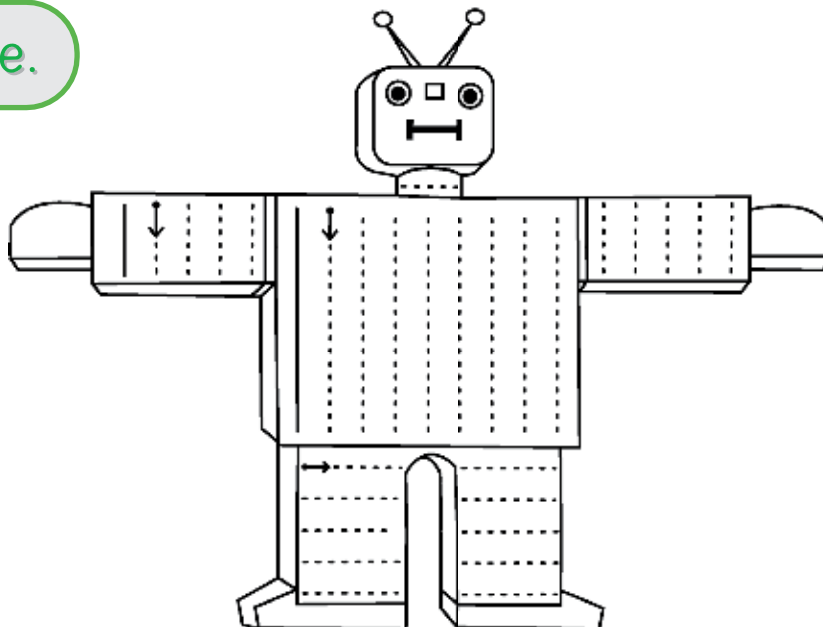
1 Trace.



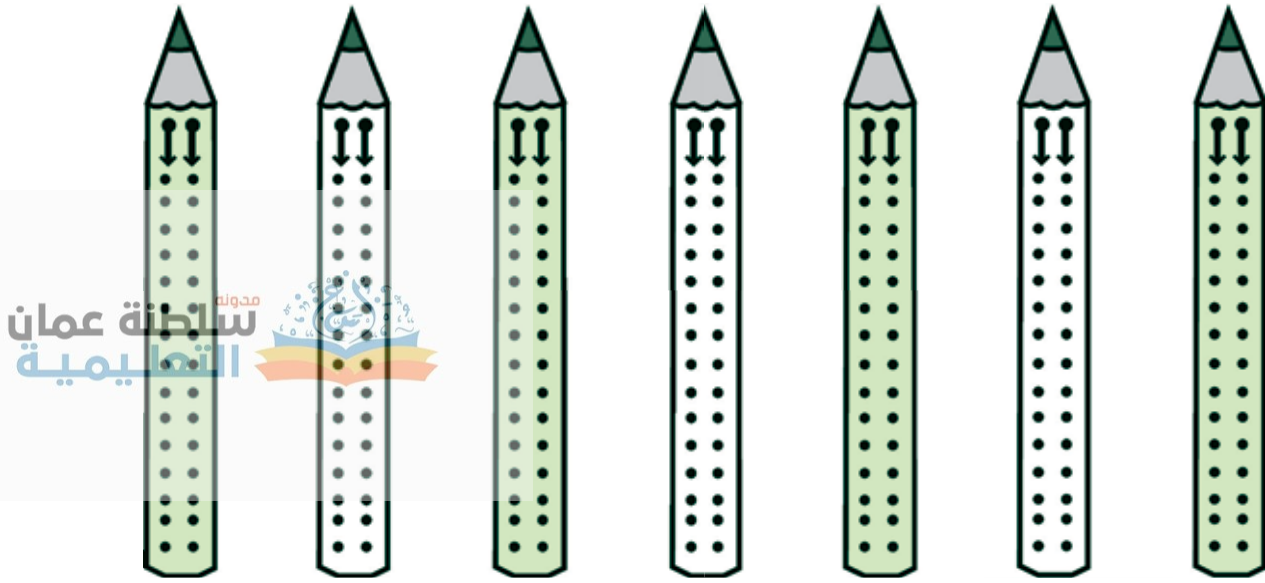
2 Trace.



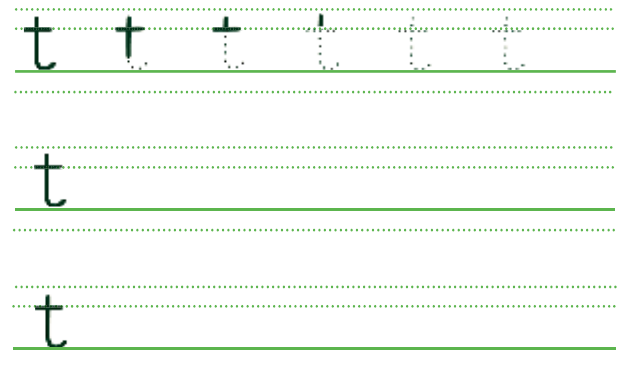
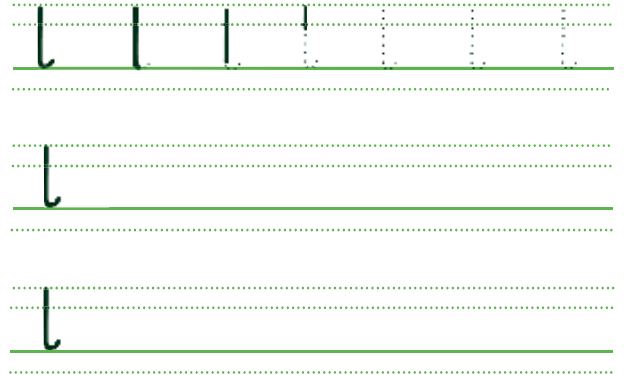

3 Trace.





4 Trace.




5 Read and write.



I Trace.




2 Trace.




3 Read and write.



an ice-cream

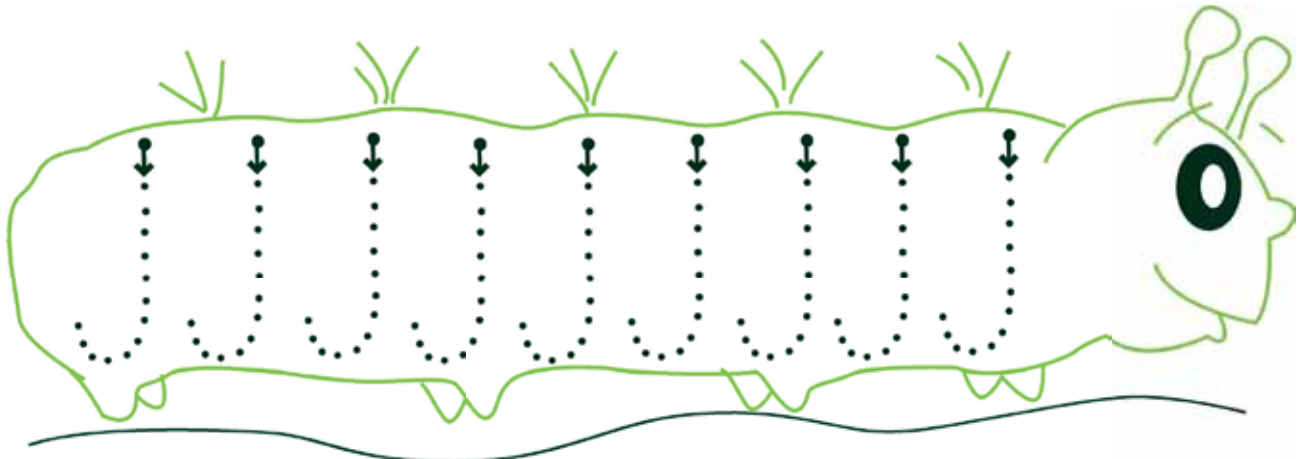

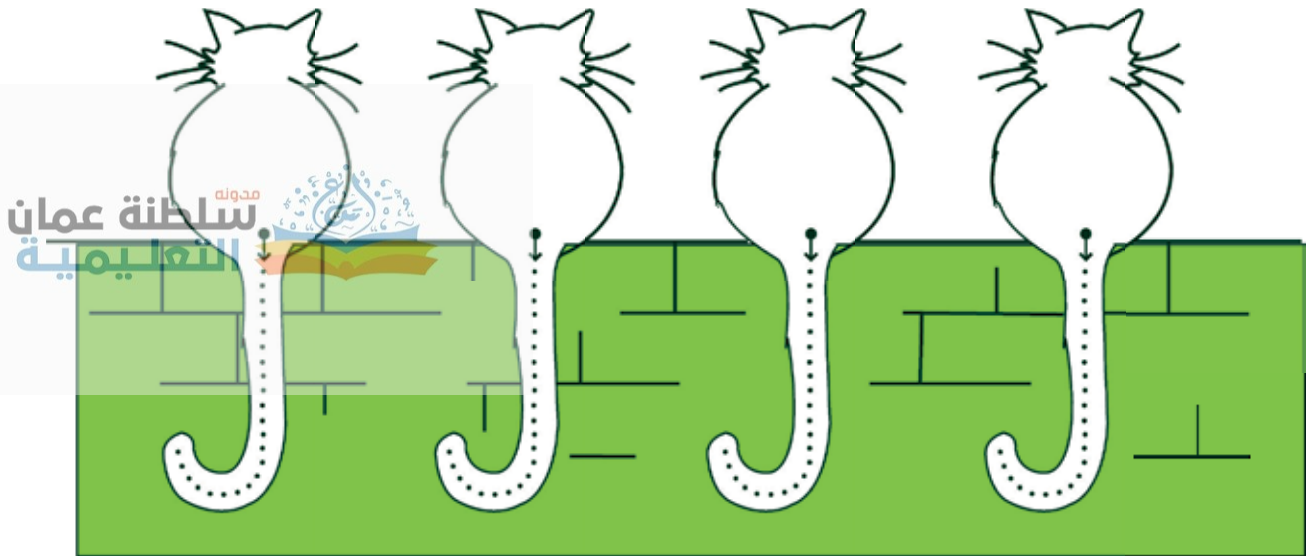


an umbrella

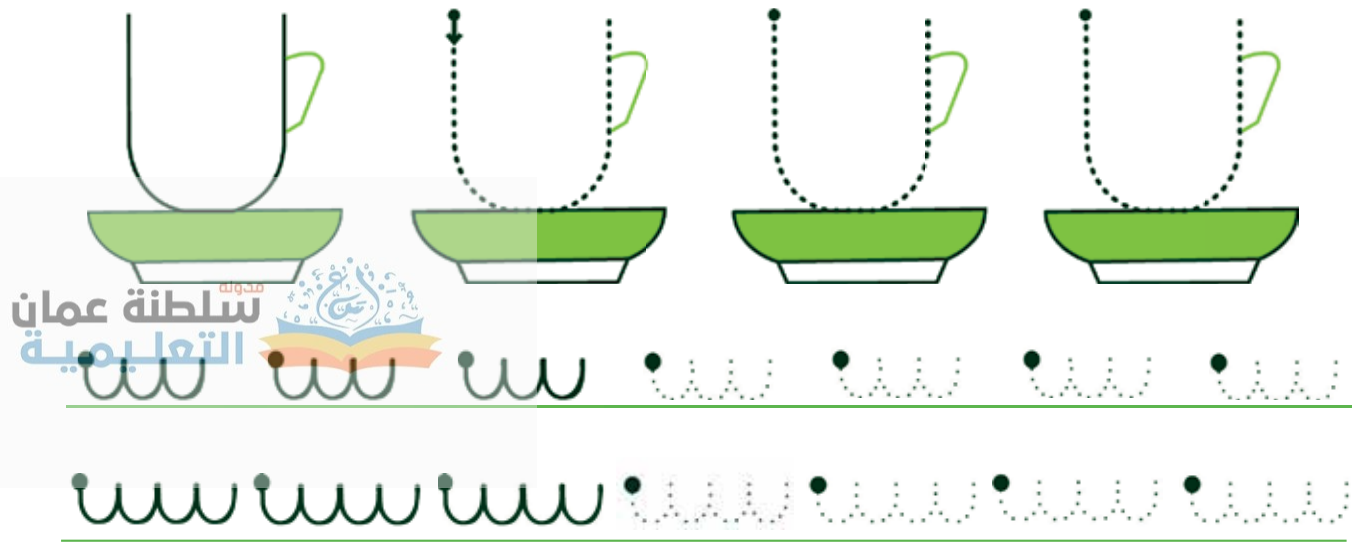


Unit Two

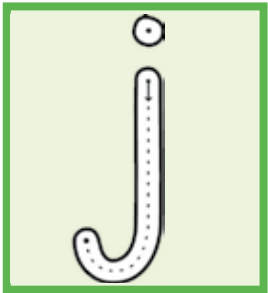
I Trace.




2 Trace.



3 Read and write.



a jelly


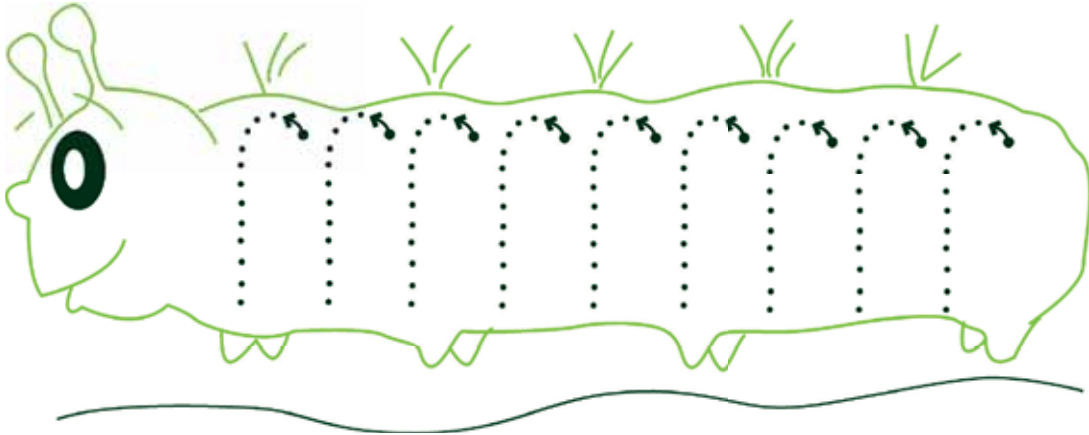



a yo-yo





Trace.

مدونه
سلطنة عمان
التعليمية



2 Read and write.



a fish

سلطنة عمان
التعليمية



f f f f f f


f

f


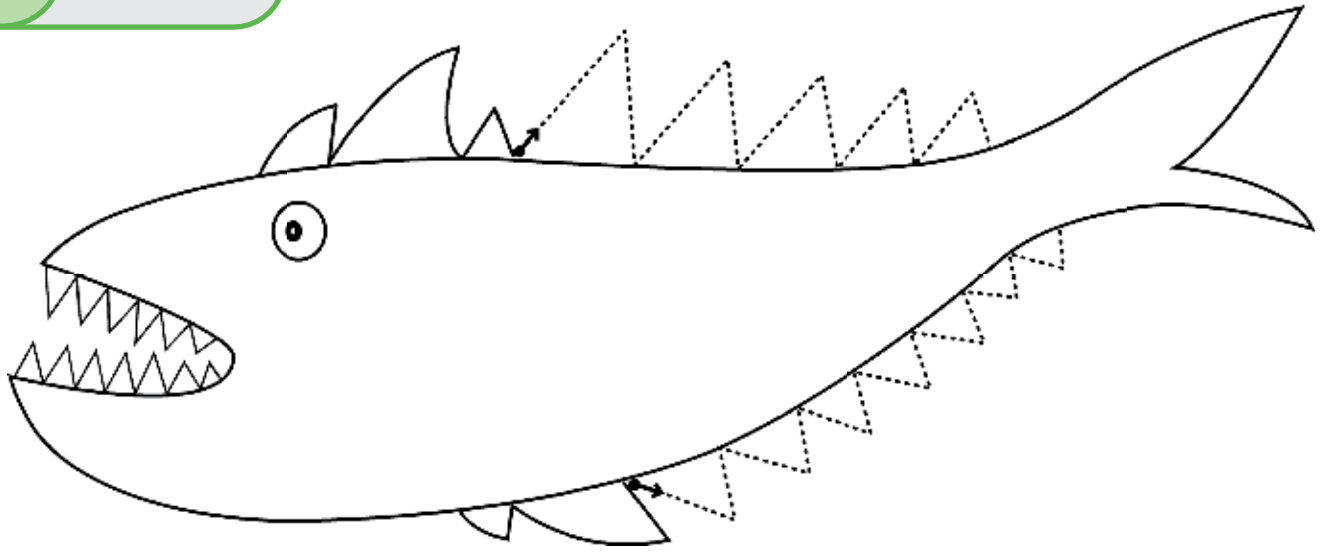
3 Trace.



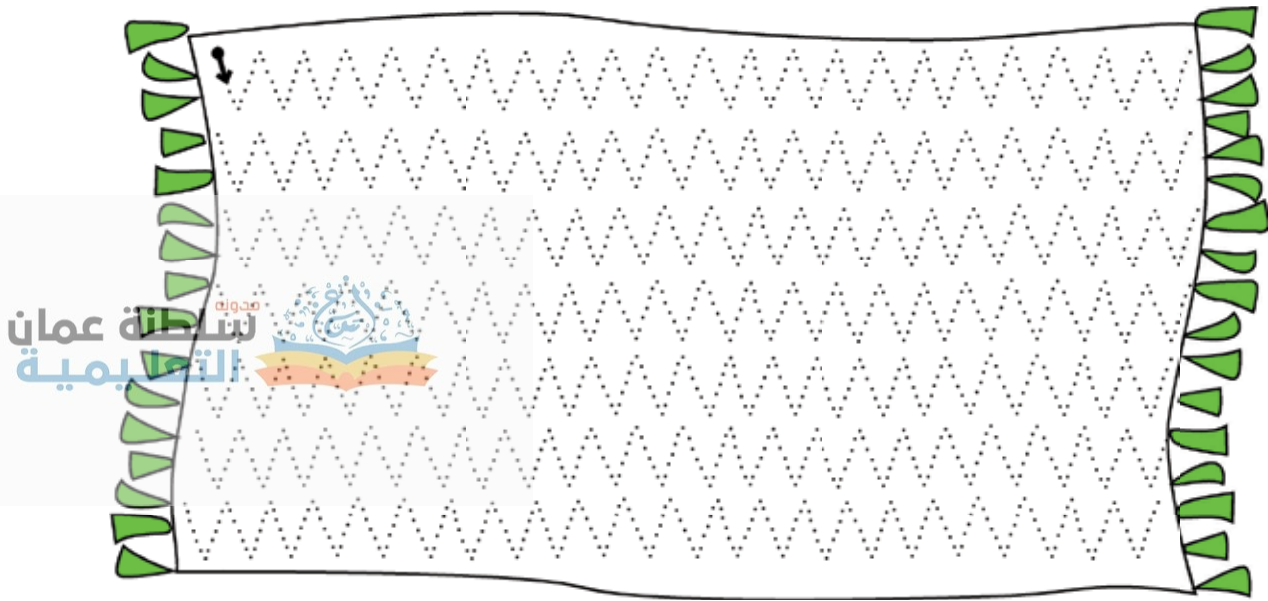
1 Trace.




2 Trace.



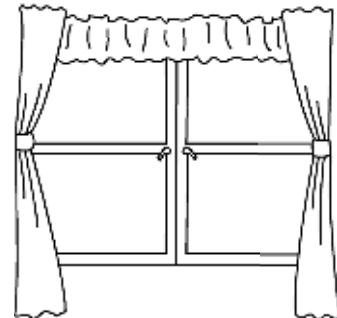
3 Trace.



4 Read and write.



a van




a window



1 Trace.

مدونته
سلطنة عمان
التعليمية



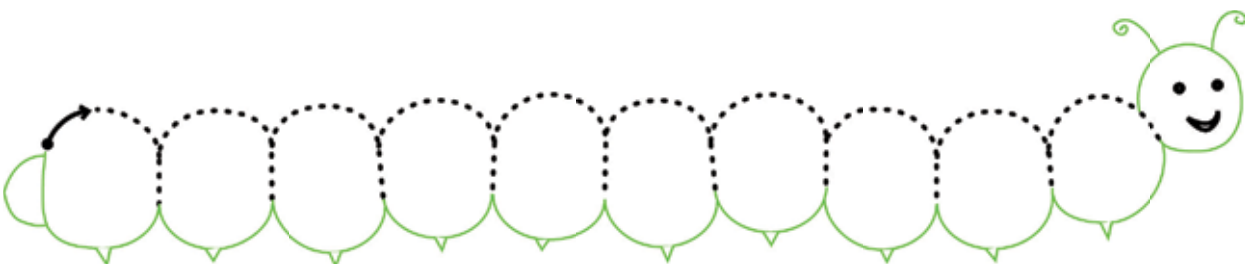
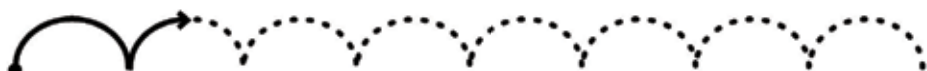
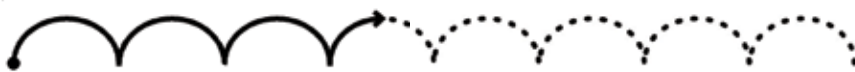
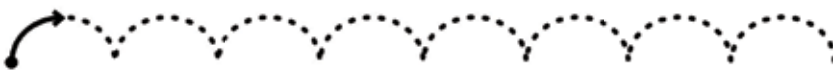
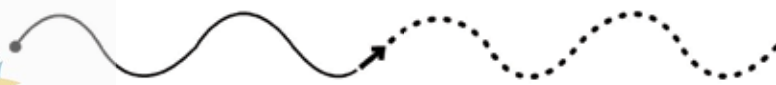
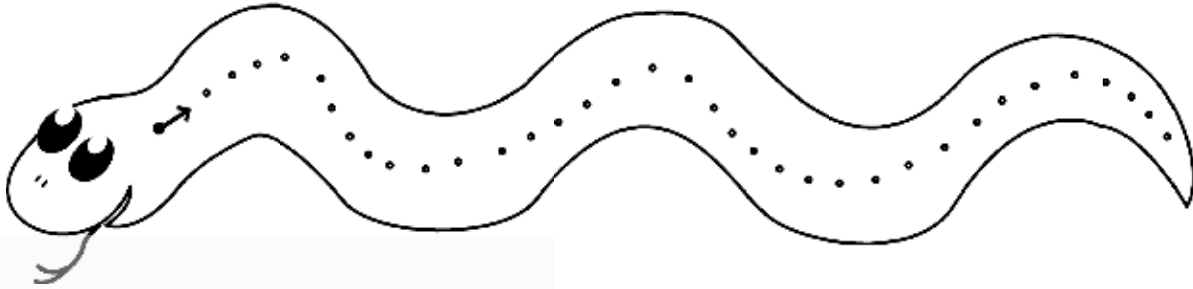
2 Read and write.



a zebra




Handwriting practice lines for the letter 'Z'. The first line shows a sequence of 'Z' characters: a solid 'Z', followed by a dashed 'Z', and then several dashed 'Z' characters. The subsequent lines show a solid 'Z' followed by blank space for writing.

3 Trace.

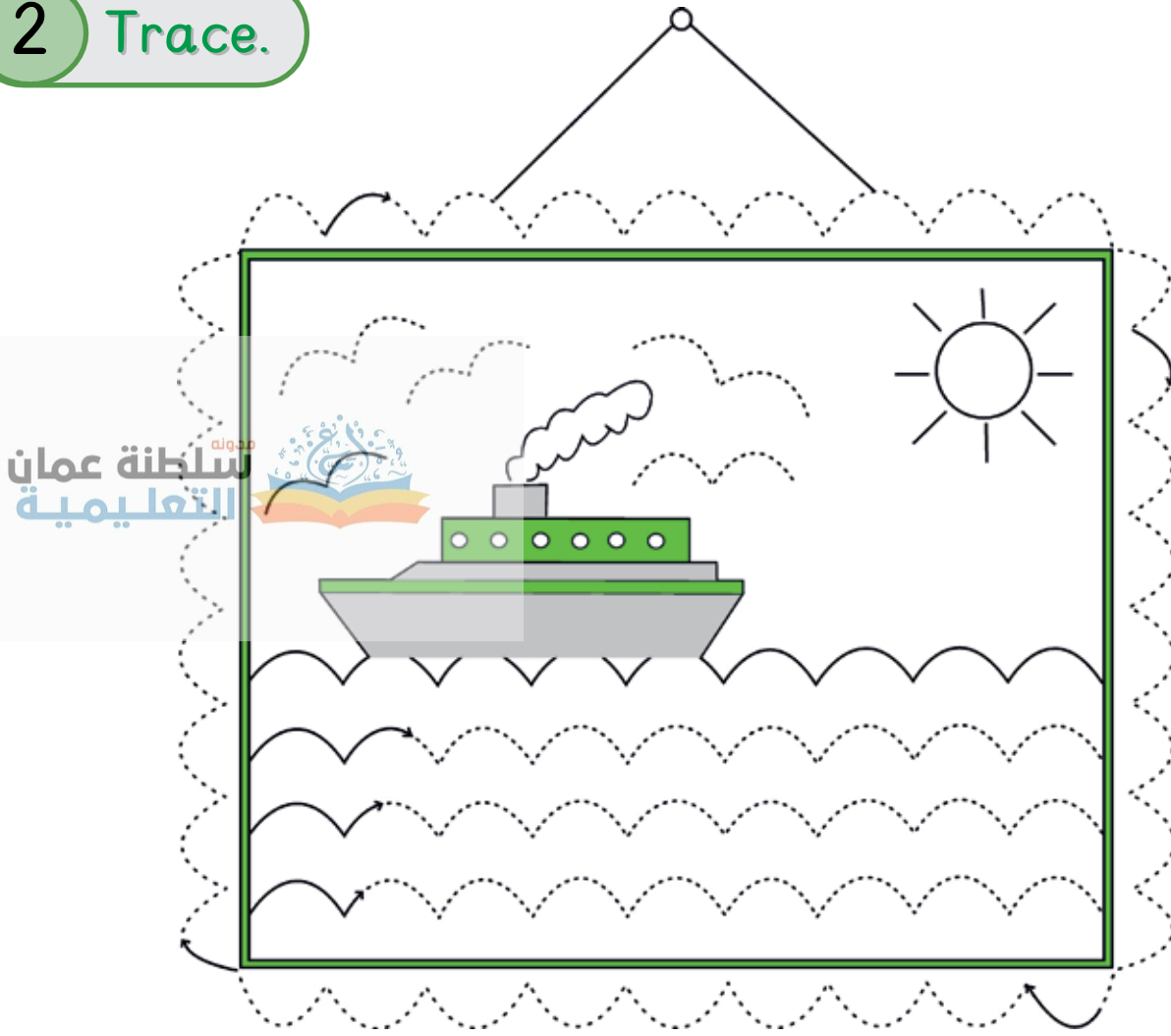


Unit Three

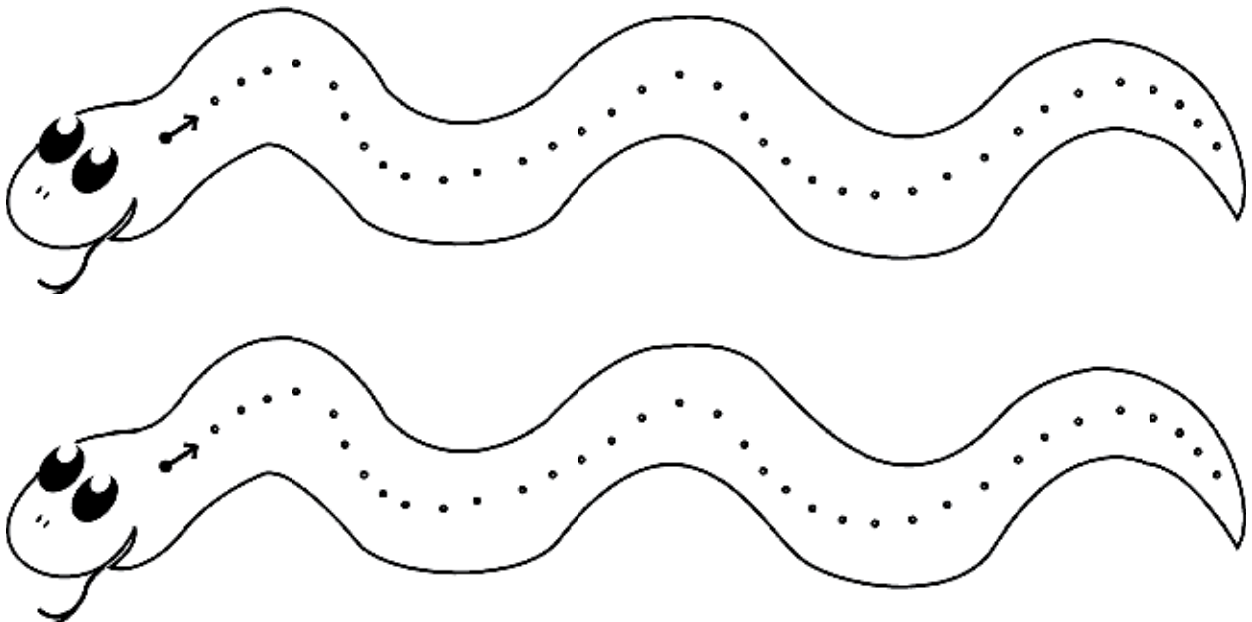
I Trace.



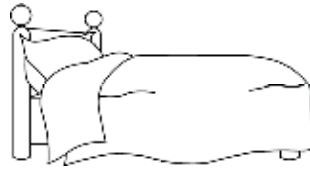

2 Trace.



3 Trace.



1 Read and write.



a bed

b b b b b b

b

b

سلطنة عمان
مدونه
التعليمية



a pencil

p p p p p p

p

p

2 Say and tick.

	<input type="checkbox"/>	<input type="checkbox"/>	<input type="checkbox"/>
	<input type="checkbox"/>	<input type="checkbox"/>	<input type="checkbox"/>
	<input type="checkbox"/>	<input type="checkbox"/>	<input type="checkbox"/>
	<input type="checkbox"/>	<input type="checkbox"/>	<input type="checkbox"/>

3 Read and write.

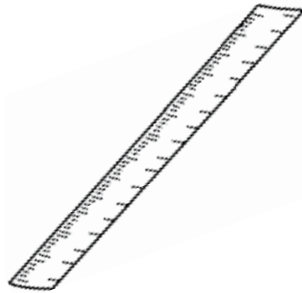
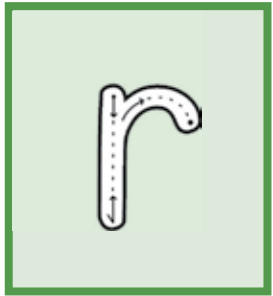


a hen

h h h h h h

h

h





a ruler

r r r r r r r

r


r

4 Look and circle.



1 Match.

2 Read and write.




a nose

n n n n n n

n

n






a mouth

m n m m

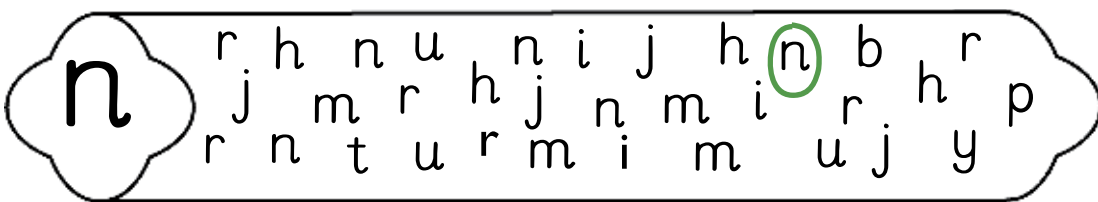

m

m

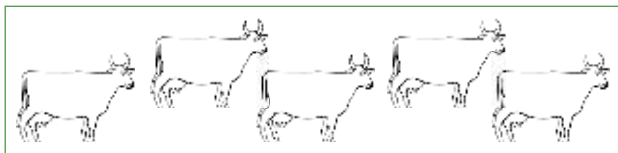
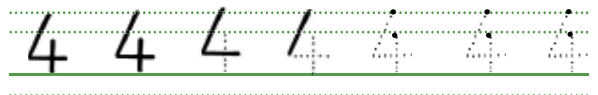

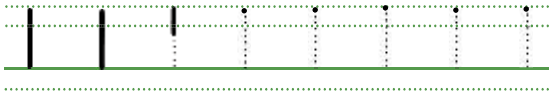
3 Write the numbers.



4 Look and circle.



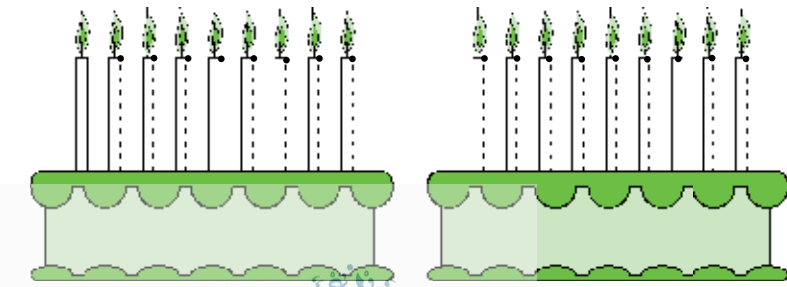
1 Count and write.






2 Count and circle.

3	
2	
4	
1	
5	


3 Write.



مدونة
سلطنة عمان
التعليمية




4 Look and draw.

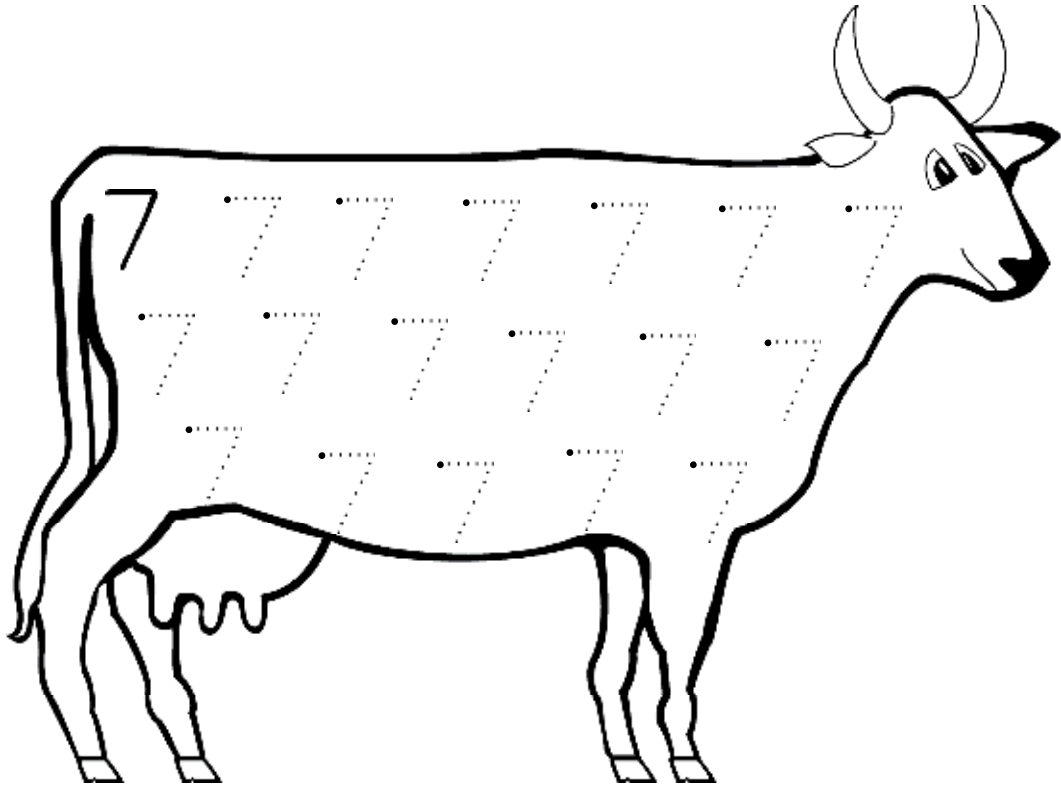


Unit Four

1 Write and colour.

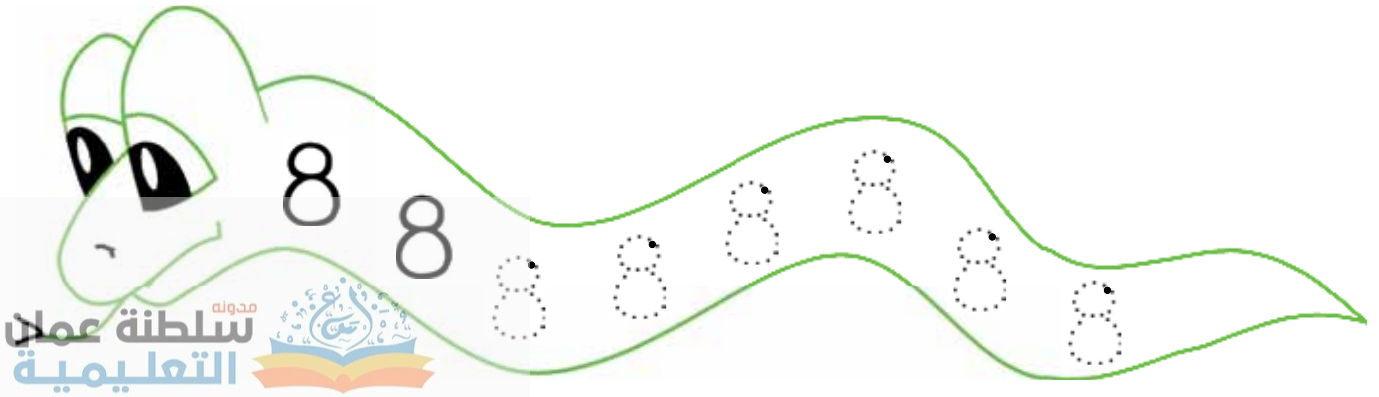


6 6 6 6 6




7 7 7 7 7

2 Write and colour.



8 8 5 8 8



9 9 0 9 9

1 Count and write.

$$\begin{array}{|c|} \hline \bullet \\ \hline \end{array} + \begin{array}{|c|} \hline \bullet \\ \bullet \\ \hline \end{array} = \begin{array}{|c|} \hline 5 \\ \hline \end{array}$$

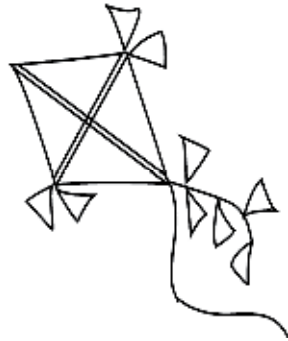
$$\begin{array}{|c|} \hline \bullet \\ \hline \end{array} + \begin{array}{|c|} \hline \bullet \\ \hline \end{array} = \begin{array}{|c|} \hline \\ \hline \end{array}$$

$$\begin{array}{|c|} \hline \bullet \\ \bullet \\ \hline \end{array} + \begin{array}{|c|} \hline \bullet \bullet \\ \bullet \bullet \\ \hline \end{array} = \begin{array}{|c|} \hline \\ \hline \end{array}$$

$$\begin{array}{|c|} \hline \bullet \\ \bullet \\ \hline \end{array} + \begin{array}{|c|} \hline \bullet \\ \bullet \\ \hline \end{array} = \begin{array}{|c|} \hline \\ \hline \end{array}$$

$$\begin{array}{|c|} \hline \bullet \\ \bullet \\ \hline \end{array} + \begin{array}{|c|} \hline \bullet \\ \hline \end{array} = \begin{array}{|c|} \hline \\ \hline \end{array}$$

2 Read and write.




a kite

k k k k k k

k

k



an x-ray

x x x x x x

x

x


3 Read.




a square



a rectangle




a triangle



a circle

4 Count and write.



1 Read and write.



مدونة
سلطنة عمان
التعليمية




a goat

g g g g g g

g

g



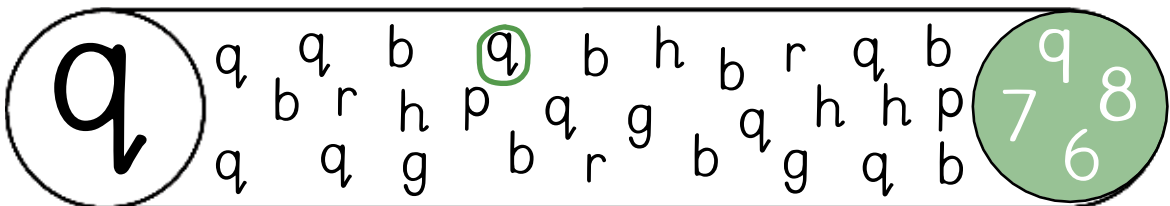
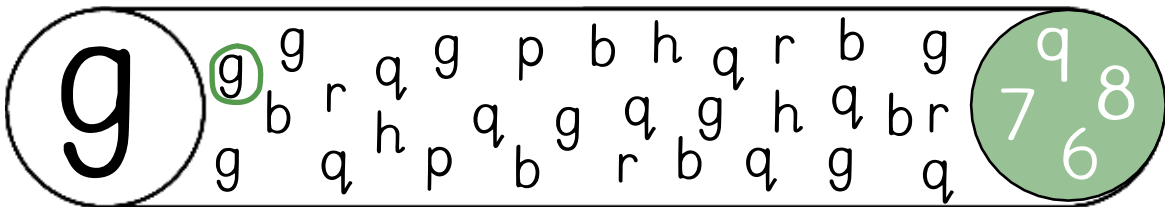
a queen

q q q q q q



q

q

2 Count and circle.



3 Write.



4 Find and circle.

1 3 2 10 1

3 3 10 4

5 4 5 1 2

7 8 10 9 7

9 10 9 8 7

2 3 4 2 1

4 2 5 4 3

6 7 8 6 10

8 9 6 10 8

10 9 10 8 7

5 Write.

1 2 3 4 5 6 7 8 9 10

1 2 3 4 5 6 7 8 9 10

Unit Five

1 Match and colour.



Paul


Biff

Maha

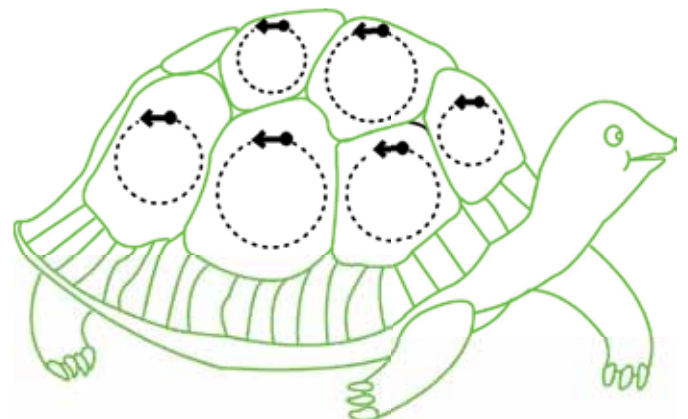
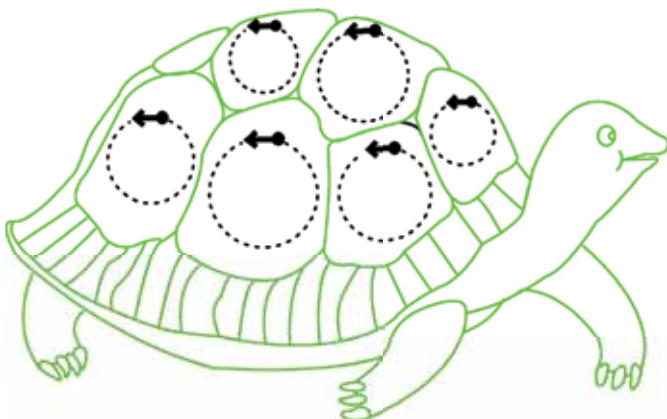
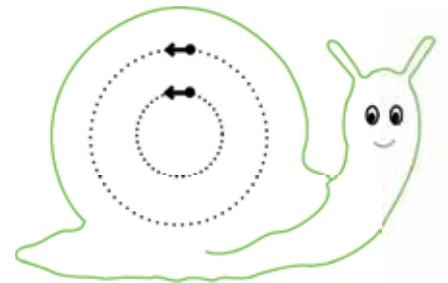
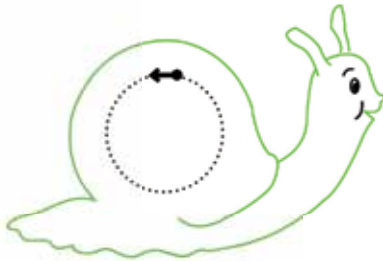


Soot

Sami







Vicky



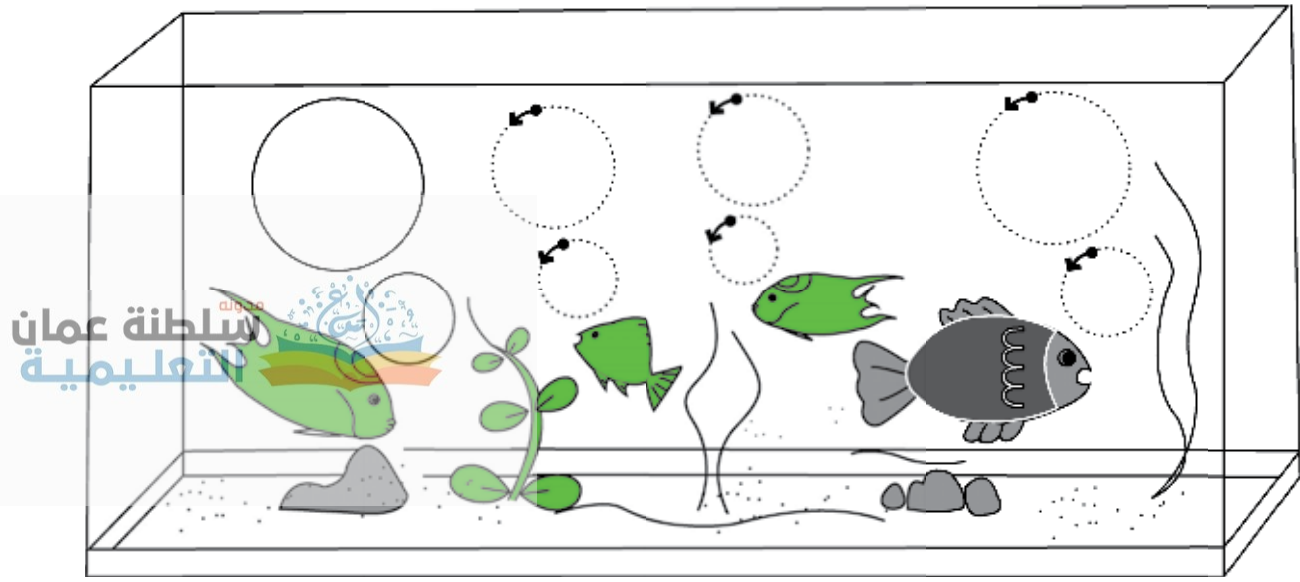
2 Trace and colour.



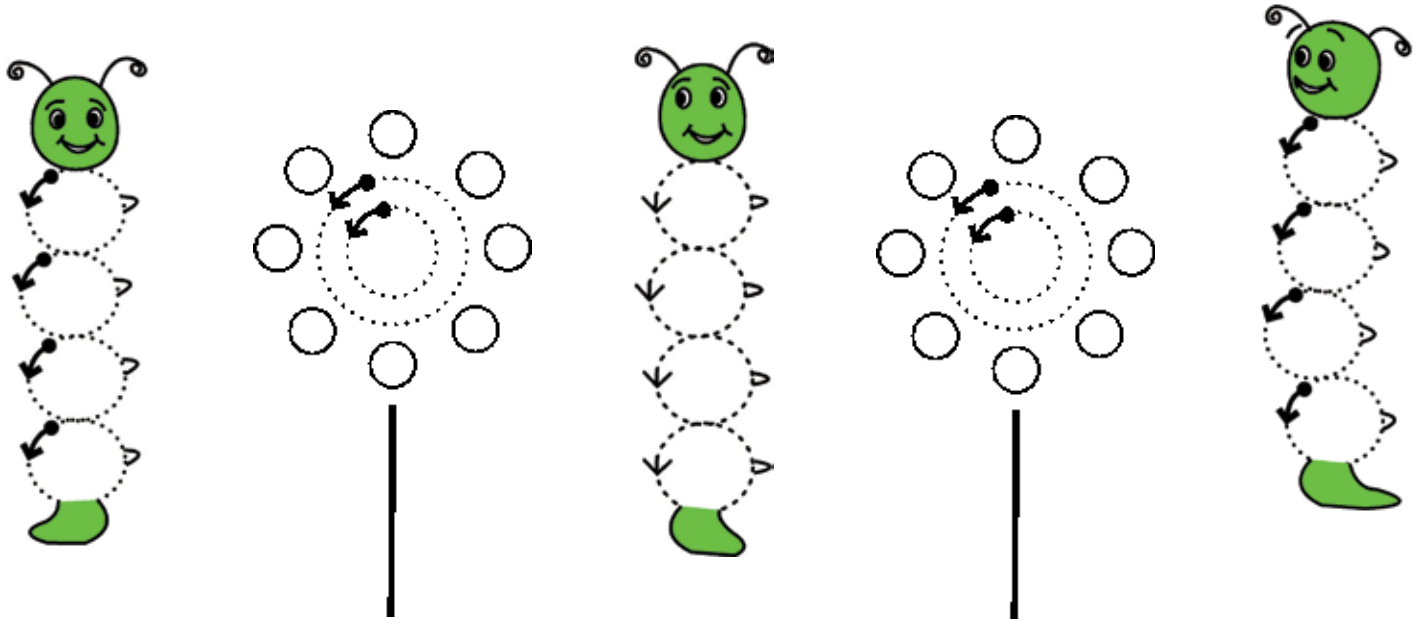
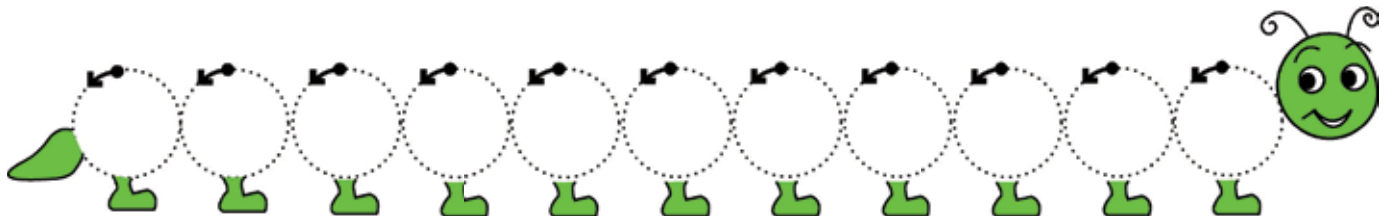
Trace and colour.



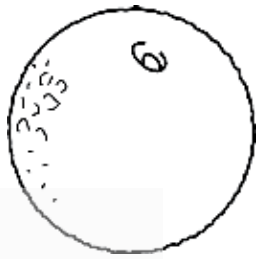
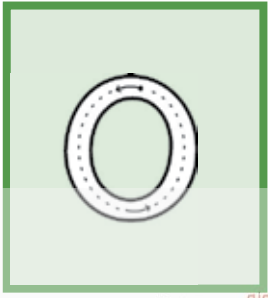
2 Trace and colour.



3 Trace and colour.



1 Read and write.




سلطنة عمان
مدونة
التعليمية

an orange

O O O O O O

O

O



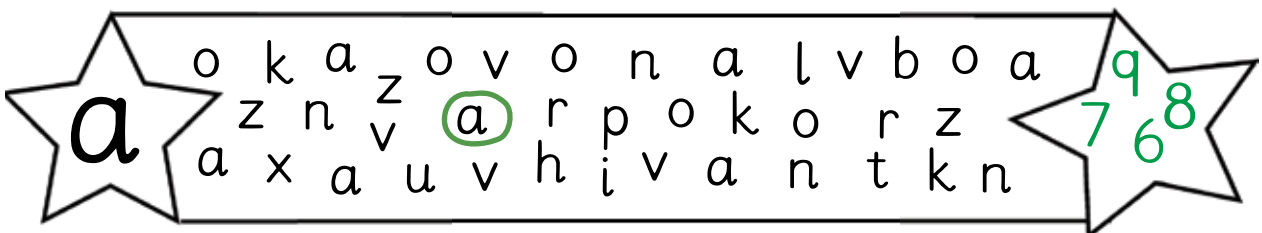
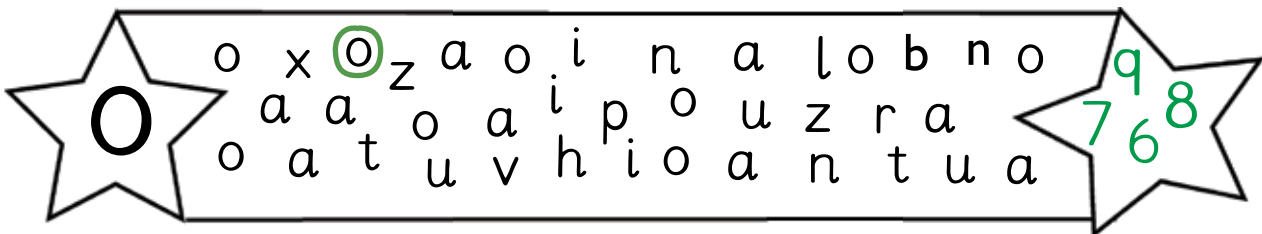
an apple

a a a a a a




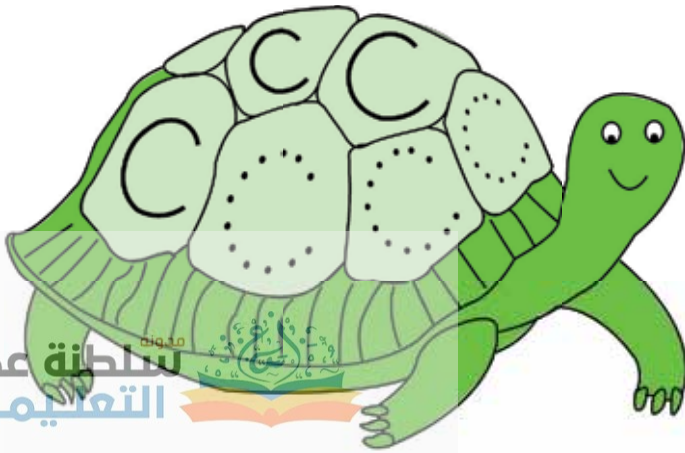
a

a

2 Count and circle.



3 Trace.



ccc






cc




c



1 Trace and colour.



2 Read and write.

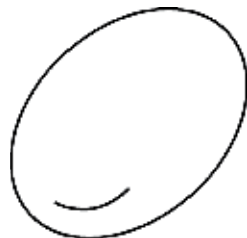


a cat

c c c c c c

c

c




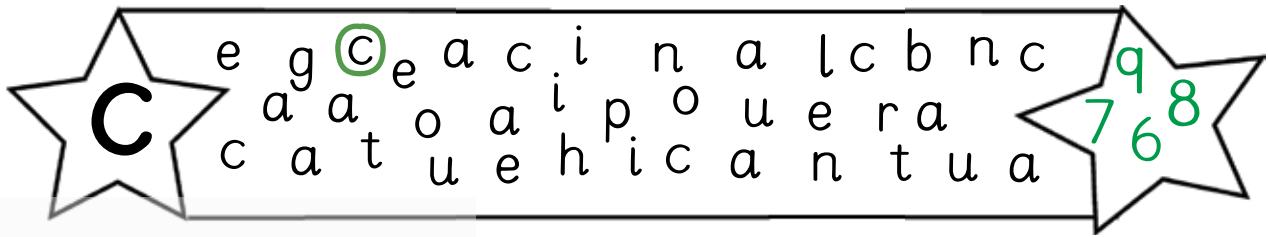
an egg

e e e e e e

e

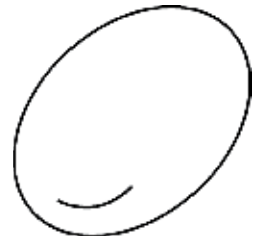
e

3 Count and circle.




4 Write the missing letters.

a e i o u



an _gg



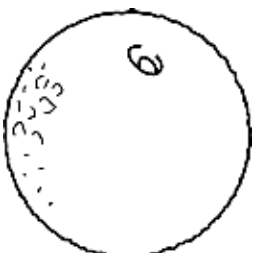
an _pple



an _ce cream



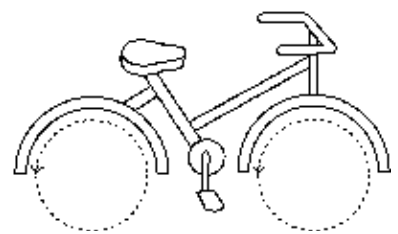



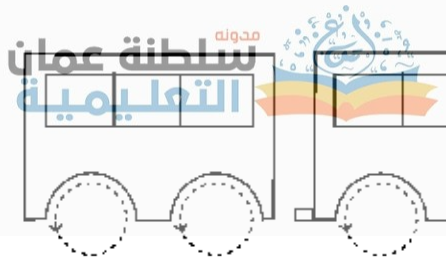

an _mbrella



an _range

Unit Six

1 Trace and colour.




2 Read and write.




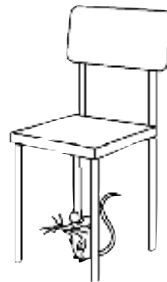

مدونة
سلطنة عمان
التعليمية



a door



3 Match.





in



under



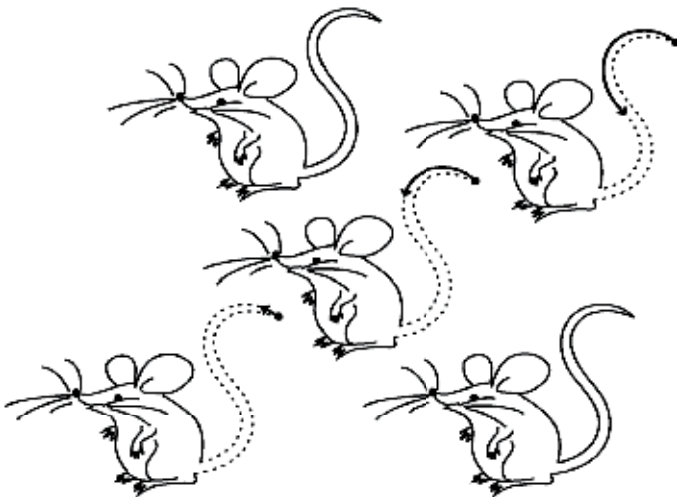
on



1 Trace.



سلطنة عمان
مدونة
التعليمية



2 Count and circle.

a

c d j a v a b h s o a d j a
a u c s b i c p w a y u c
i j a u r l a z l c a c

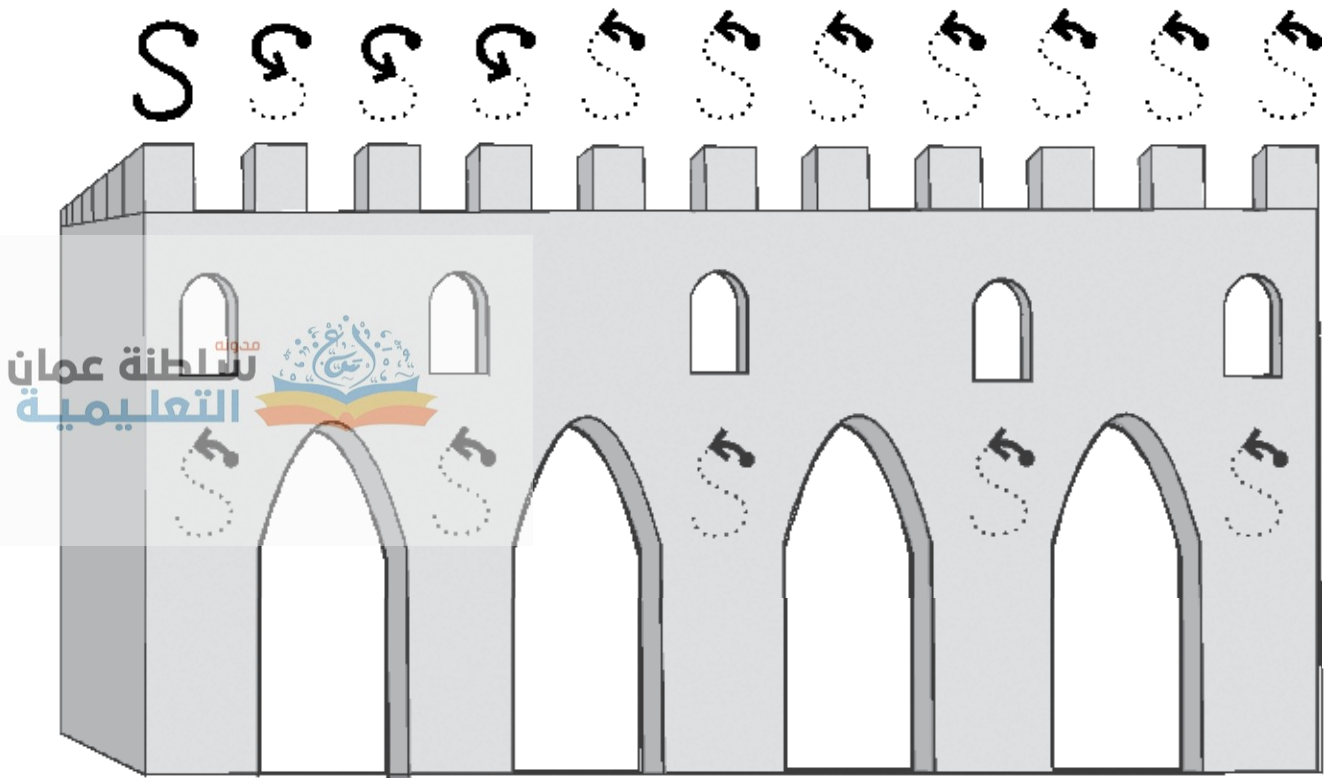
9
8
7
6

d

d l g s v d v h s c b s v
a n d c d i c p m d y c d i
i c j w r l d z l d w

9
8
7
6


3 Trace.



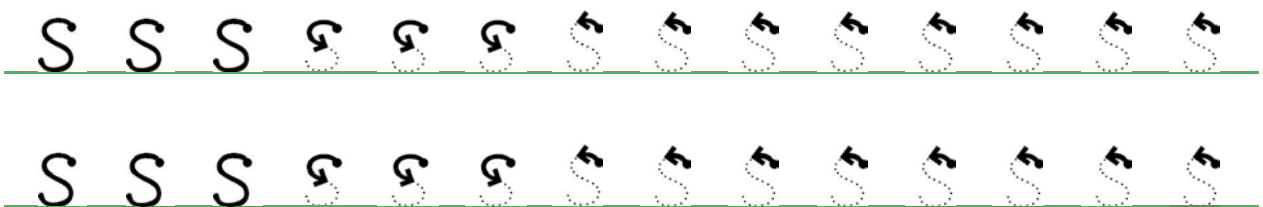
4 Read and write.



a snake




5 Write.



I Read and colour.



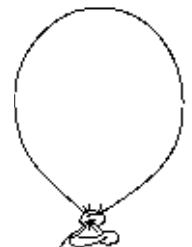
سلطنة عمان
مدونه
التعليمية



red




black




pink



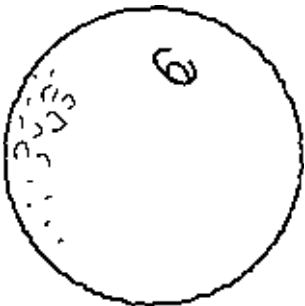
brown




yellow



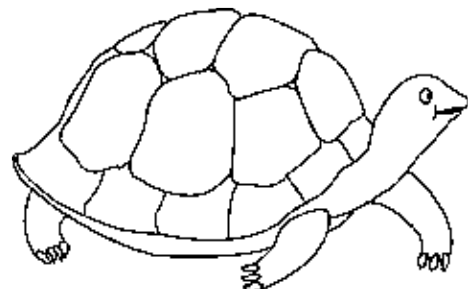
blue



orange



purple



green

2 Colour the alphabet.







Note for Parents

This Skills Book and the accompanying Classbook have been designed to introduce children to the basics of the English Language. Throughout the course, children will begin to learn English vocabulary, recognize letters and numbers and even begin to read a few simple words in English.

The tasks are carefully designed to develop your child's skills in an interesting and motivating way. Most of the tasks are usually completed in class under the guidance and support of the English teacher. However, there may be times when your child will be asked to do some work at home.

Handwriting Development Activities

This book contains a series of activities to help children at the initial stages of handwriting. The development of handwriting requires a lot of hard work and practice. In order for your child to write in any language, it is important for him or her to develop fine motor control skills as early as possible. The exercises in the Skills Book help children to do that whilst giving them practice with left to right directionality and specific patterns that will help them to form letters correctly in English. They will also learn to write letters in groups according to shape and pattern, not the order of the alphabet.

It is very important that your child practice writing letters in the correct way, by putting a pencil on the starting point and following the directions of the arrows. By the end of this Skills Book, your child will have learnt to write all the letters of the alphabet.

Reading Development Activities

Through the use of visual aids such as word cards, your child will learn to read. The activities in the Skills Book will help them learn the sounds of the different letters and give them practice associating them with words. Thus developing their understanding and reading skills. The Classbook also shows the language your child is exposed to in class and may begin to read.

Maths

Your child will learn to read and write numbers in English (1–10) and to carry out some basic mathematical skills, such as simple sums in English.

Self-Assessment

By selecting and colouring in the faces in their *Classbooks* that show understanding, willingness or ability to do the task, your child will begin to assess his or her own understanding of what he or she has learnt and achieved.

Finally

This Skills Book has been carefully designed to provide your child with a strong foundation for reading and writing in the English language, so that they can continue to develop their skills every year. With your support, we are sure that the learning experience will be much more effective.

مذكرة لأولياء الأمور

تم إعداد كتاب المهارات هذا وكتاب الطالب المصاحب له لتعريف الأطفال بأساسيات اللغة الإنجليزية، بدءاً من تعلم مفردات اللغة ومعرفة الحروف والأعداد، وانتهاء بقراءة بسيطة وقد صممت الأنشطة والتمارين في الكتاب بدقة وعناية وبطريقة مشوقة ومحفزة للأطفال بهدف تطوير مهاراتهم، ويتم ممارسة معظم هذه الأنشطة في الصف الدراسي تحت إرشاد ومساعدة المعلم / المعلمة، مع توجيه الأطفال لممارسة بعضها في المنزل كأنشطة التلوين مثلاً والتي تستغرق وقتاً طويلاً.



الأنشطة الخاصة بتطوير مهارة الكتابة:

يحتوي هذا الكتاب على العديد من الأنشطة لمساعدة الأطفال في المراحل الأولى من الكتابة، وتتطلب هذه المهارة الكثير من الجهد حتى يتمكن الأطفال من الكتابة، فمن الضروري تدريبهم على الكتابة في وقت مبكر قدر الإمكان، والتمارين الموجودة في كتاب المهارات سوف تساعدهم على ذلك مثل تمارين الكتابة من الشمال إلى اليمين مما يساعدهم على كتابة حروف اللغة الإنجليزية بالصورة الصحيحة، كما سيتعلم الأطفال أيضاً كتابة الحروف المتشابهة حسب شكلها ونوعها وليس حسب الترتيب الأبجدي. ومن الضروري أن يتم تعليم الأطفال على كتابة الحروف الإنجليزية بصورة صحيحة وذلك بوضع القلم في نقطة البداية واتباع اتجاهات السهم، وعند الانتهاء من دراسة كتاب المهارات من المتوقع أن يكون الأطفال قد تعلموا كتابة جميع الحروف الأبجدية باللغة الإنجليزية.

الأنشطة الخاصة بتطوير مهارة القراءة:

سيتعلم الأطفال القراءة من خلال استخدام الوسائل المرئية مثل بطاقات الكلمات، وسوف تساعدهم الأنشطة الموجودة في كتاب المهارات على تعلم أصوات مختلف الحروف والتمرّن على معرفتها من خلال أصواتها، وبهذا سوف تتطور مهاراتهم في القراءة والفهم. كما أن كتاب الطالب يحتوي على اللغة التي سوف يتعلمها الأطفال داخل الصف والتي ستساعدهم على التمكن من القراءة.

الرياضيات:

سيتمكن الأطفال في هذا الصف من قراءة وكتابة الأعداد من ١ إلى ١٠ باللغة الإنجليزية وأداء بعض العمليات الأساسية مثل الجمع البسيط باللغة الإنجليزية.

التعلم الذاتي:

من خلال اختيار وتلوين الوجوه التي توضح فهمهم ورغباتهم وقدراتهم في أداء الواجب سيتمكن الأطفال من البدء في تقييم وفهم ما قاموا بتعلمه وإنجازه. وفي الختام فقد تم تصميم كتاب المهارات هذا بدقة وعناية لتزويد الأطفال بأساس قوي للقراءة والكتابة باللغة الإنجليزية حتى يتمكنوا من مواصلة تعلم اللغة في الأعوام التالية، ومع مساندتكم لأبنائكم فإننا واثقون بأن عملية التعلم ستكون أكثر فاعلية.





