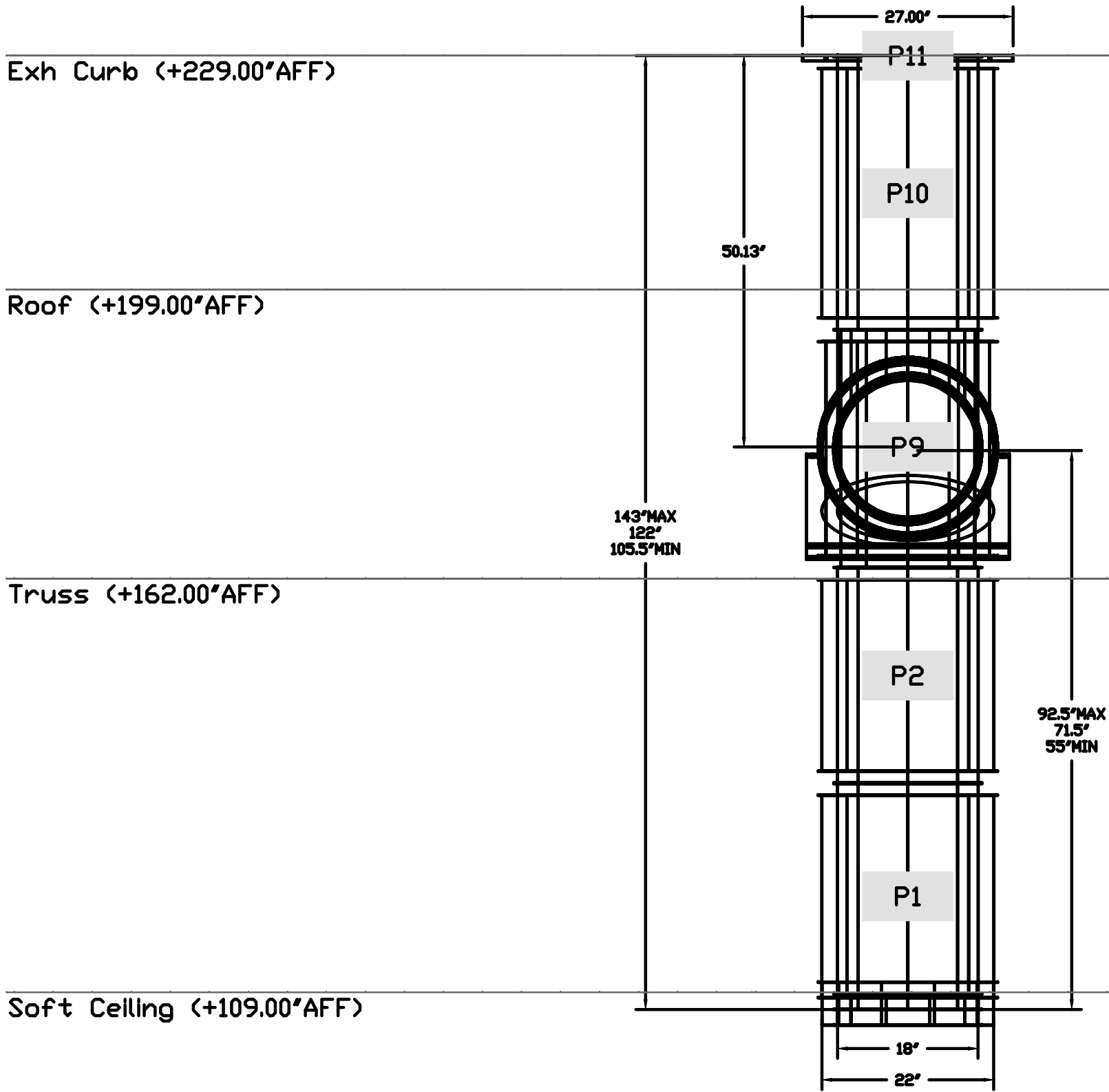
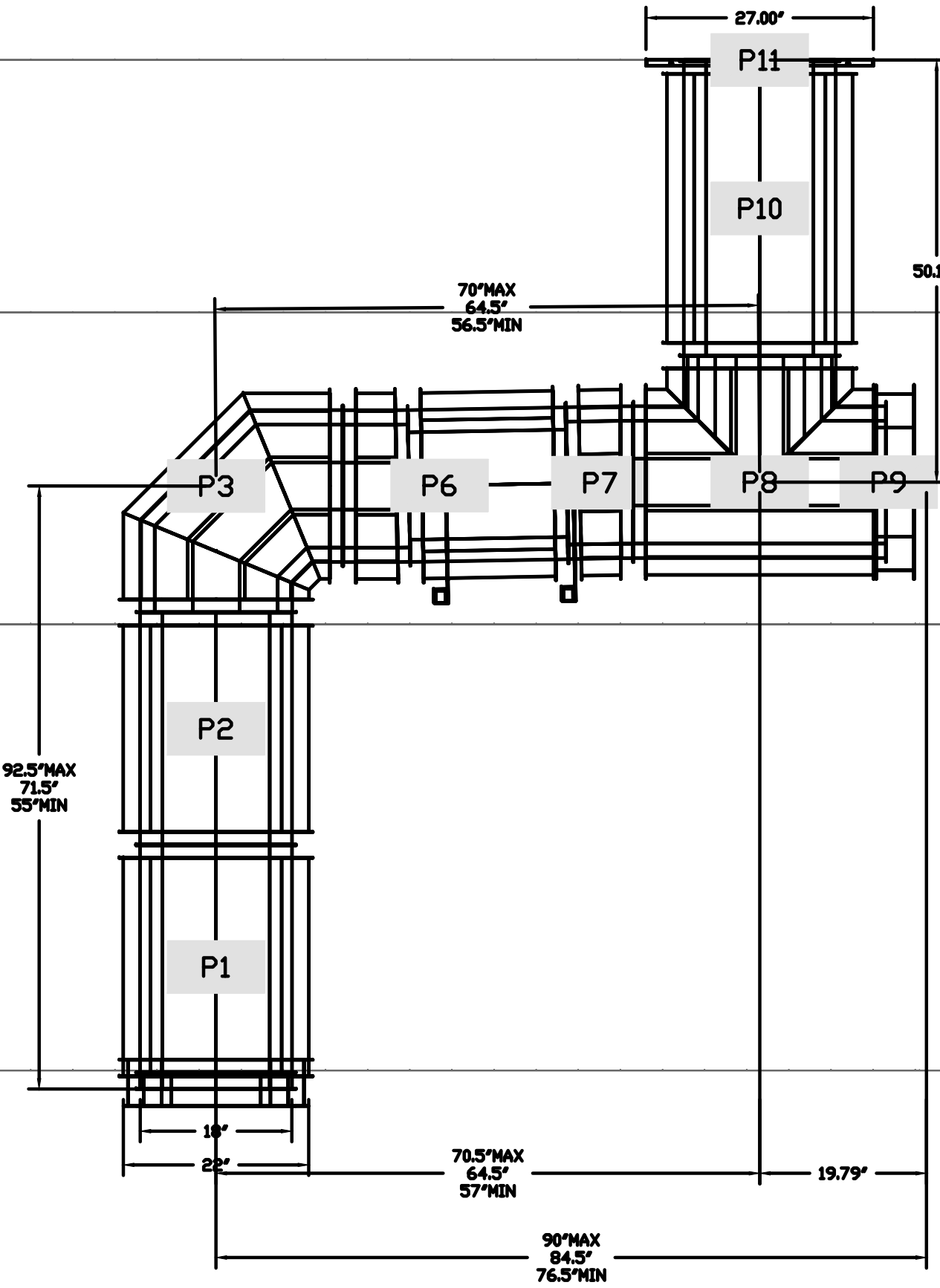


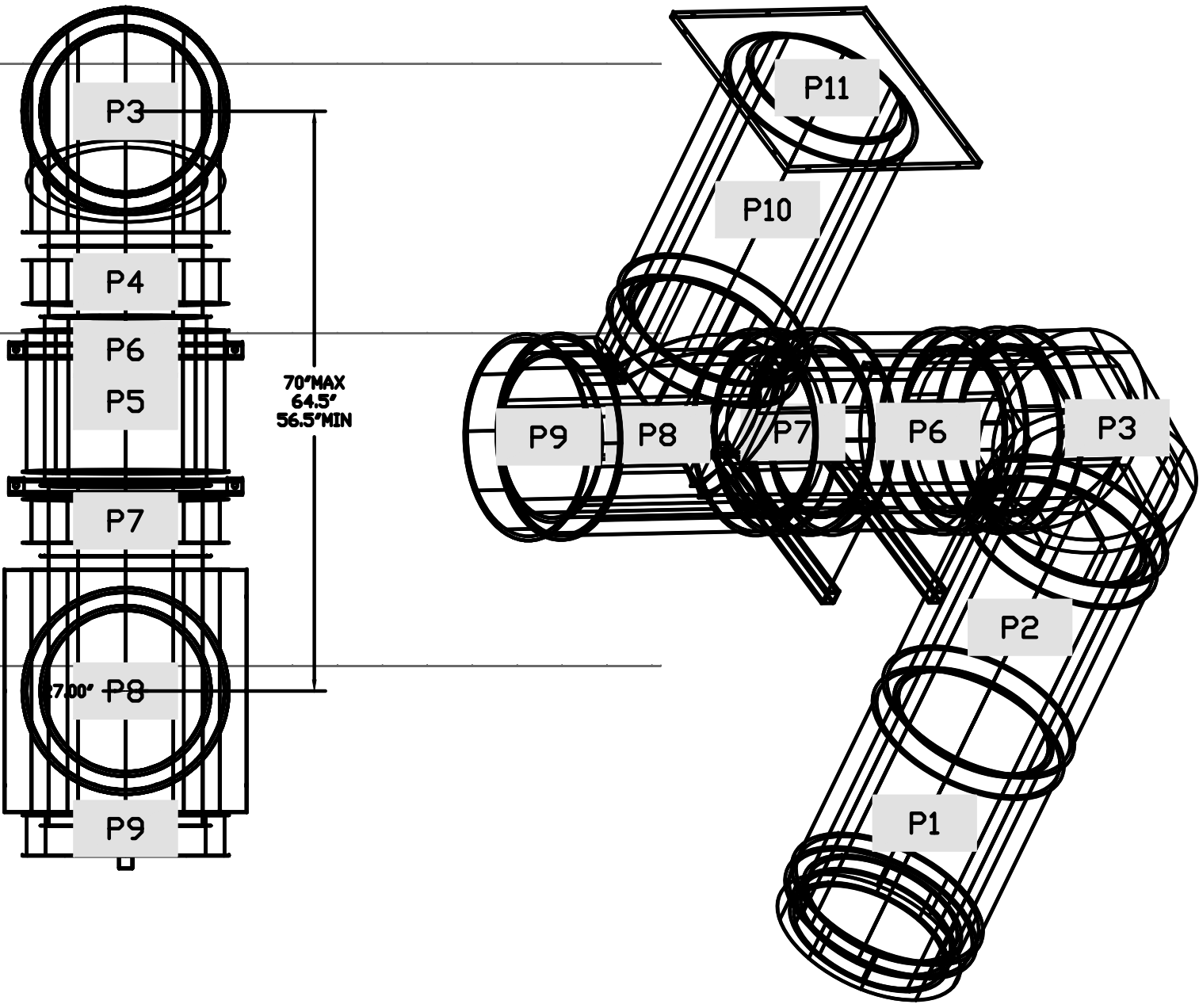
DUCTWORK #2 FRONT VIEW



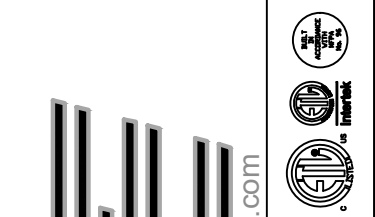
DUCTWORK #2 SIDE VIEW



DUCTWORK #2 TOP VIEW DUCTWORK #2 SE VIEW



REVISIONS	
DESCRIPTION	DATE



www.captiveaire.com
reg85@captiveaire.com

CAPTIVE

Southern California Office
3002 Dow Ave., Suite 410, Tustin, CA 92780 PHONE: (714) 957-1500 FAX: (916) 227-5975 EMAIL: reg85@captiveaire.com

Panda Express - Newport News VA (D8164) - rev1
6104 Jefferson Ave,
Newport News, VA, 23605

DATE: 1/26/2022
DWG.#: 5294505
DRAWN BY: AH-86
SCALE: 3/4" = 1'-0"
MASTER DRAWING

SHEET NO.
12



PANDA EXPRESS, INC.
1683 Walnut Grove Ave.
Rosemead, California 91770
Telephone: 626.799.9898
Facsimile: 626.372.8288

All ideas, designs, arrangement and plans indicated or represented by this drawing are the property of Panda Express Inc. and were created for use on this specific project. None of these ideas, designs, arrangements or plans may be used by or disclosed to any person, firm, or corporation without the written permission of Panda Express Inc.

REVISIONS:	

ISSUE DATE:	

DRAWN BY: AE

PANDA PROJECT #: D8164
PANDA STORE #: -
ARCH PROJECT #: 261-321



MPW ENGINEERING, LLC
110 W. 7TH STREET • SUITE 600 • TULSA, OK 74109
(918) 582-4088 • (918) 582-4087 FAX

FOR INFORMATION ONLY

PANDA EXPRESS
TRUE WARM & WELCOME
JEFFERSON AVE. & MORRIS DR.
NEWPORT NEWS, VA 23605

M-411
HOOD DETAIL PLAN

TRUE WARM & WELCOME 2300 R6

ISSUE FOR PERMIT 11-02-21

ISSUE FOR PERMIT 11-02-21